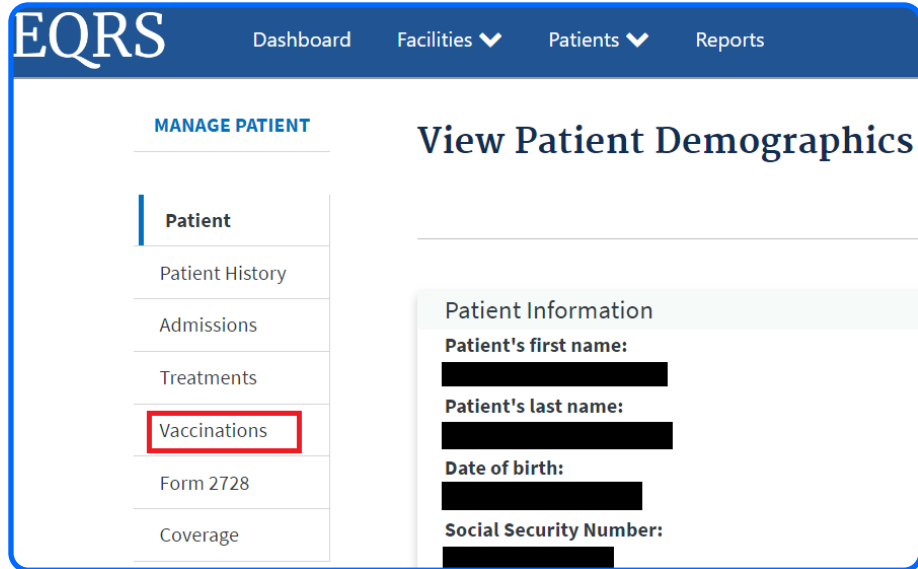


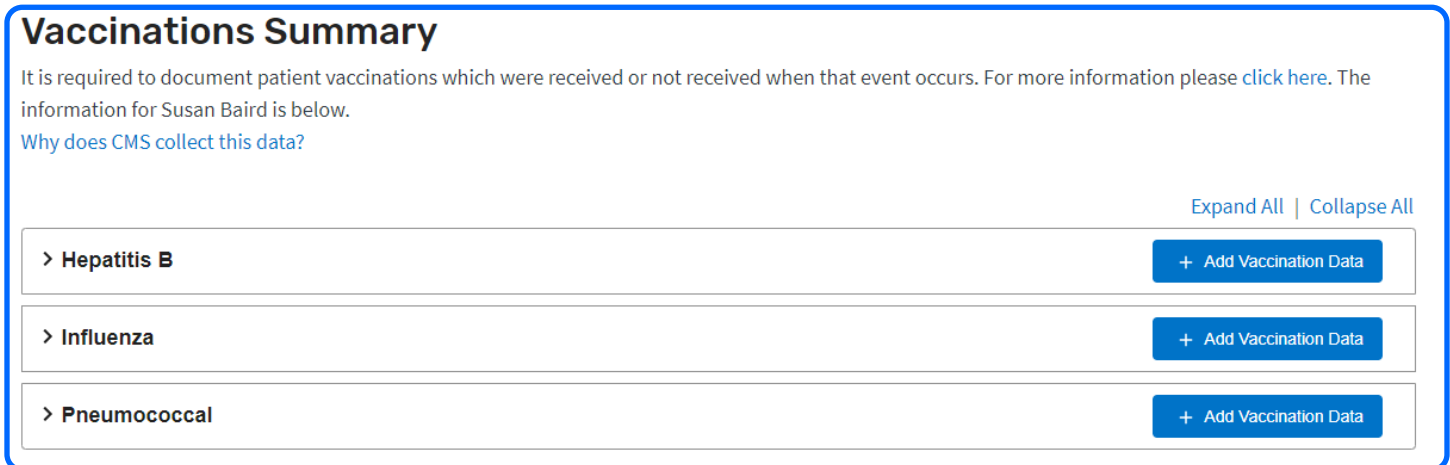
EQRS Manual Vaccine Entry

To enter patient vaccination information into EQRS:

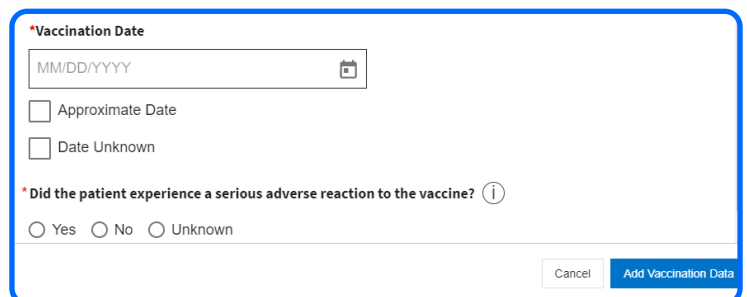
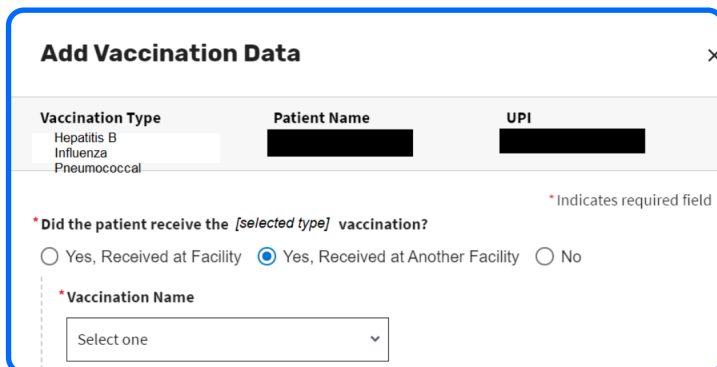
1. Log into EQRS: <https://eqrs.cms.gov/>
2. Go to the Patients drop-down and search for patient
3. Click “Vaccinations” in the list of options on the left



4. Expand each “Vaccinations” section to “View” or “Add Vaccination Information”



5. Add or edit “Vaccine Data” for the patient



The only exclusions for patient “not receiving vaccination” are:

- **Medical Reason - Allergic or Adverse Reaction**
- **Declined - Religious/Philosophical**

* Reason for not receiving vaccination

Select one

Select one

Medical Reason - Allergic or Adverse Reaction

Declined - Religious/Philosophical

Declined - Without Explanation

Other

6. If the patient experienced an “Adverse Reaction” to the vaccine indicate that here:

* Did the patient experience a serious adverse reaction to the vaccine? ⓘ

Yes No Unknown

* Was the serious adverse reaction reported to the FDA?

Yes No Unknown

Serious adverse reaction description

Enter brief description (optional)

500 characters allowed

Cancel Add Vaccination Data

For more information or to file a grievance, please contact:

ESRD Network 10
911 E. 86th St., Ste. 30
Indianapolis, IN 46240
Toll-Free: 800-456-6919

ESRD Network 12
2300 Main St., Ste. 900
Kansas City, MO 64108
Toll-Free: 800-444-9965

