


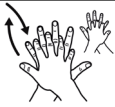












# Hand Hygiene Competency Checklist

Action	Yes	No
 Wet hands with water.		
 Apply enough soap to cover all hand surfaces.		
 Rub hands palm to palm.		
 Right palm over left dorsum with interlaced fingers and vice versa.		
 Palm to palm with fingers interlaced.		
 Backs of fingers to opposing palms with fingers interlocked.		
 Rotational rubbing of left thumb clasped in right palm and vice versa.		
 Rotational rubbing, backwards and forwards with clasped fingers of right hand in left palm and vice versa.		
 Rinse hands with water.		
 Dry hands thoroughly with a single use towel.		
 Use towel to turn off faucet.		
 Your hands are now safe.		

Staff member being observed: \_\_\_\_\_

Clinician observing: \_\_\_\_\_ Date: \_\_\_\_\_

This material was prepared by Qsource, a/an Network of Quality Improvement and Innovation Contractors under contract with the Centers for Medicare & Medicaid Services (CMS), an agency of the U.S. Department of Health and Human Services (HHS). Views expressed in this document do not necessarily reflect the official views or policy of CMS or HHS, and any reference to a specific product or entity herein does not constitute endorsement of that product or entity by CMS or HHS. 23.QIO.CLIN6.03.024

