

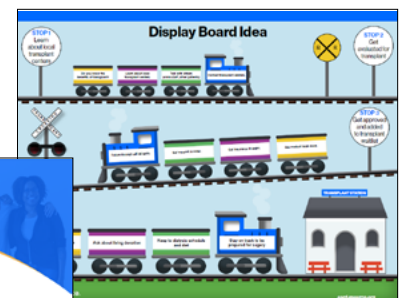

# Talk Transplant

## Step 1: Plan

Review the following Network and community resources to plan a patient engagement activity that explores transplant as a treatment option.

### Network Resources

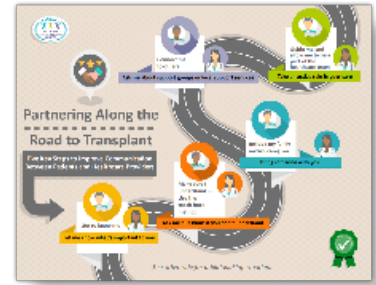
- [Kidney Transplant QIA page](#)
- [Kidney Transplant Handout English | Spanish](#)
- [Talk Transplant-Getting Matched](#)
- [Living Donation FAQ](#)
- [Kidney Transplant Interest Form:](#)
  - [Network 10](#)
  - [Network 12](#)
- [Kidney Transplant Lobby Day Ideas](#) and [Lobby Day Checklist](#). These tools have been developed to help clinic staff and Peers in Actions to plan a lobby day with a focus on transplant.
- [Medicare, Kidney Transplant and Work](#). This handout was developed to assist clinic staff in addressing patient questions regarding how a kidney transplant impacts Medicare and programs available to help coverage continue.
- [Is Transplant for Me? Know Your Options English | Spanish](#)
- [Ten Benefits of Kidney Transplant Poster](#)
- [Transplant Bulletin Board Kit](#)
- [Talk Transplant Myths vs. Facts](#)



## Resources from the ESRD NCC

The ESRD Network Coordinating Center (NCC) has developed several resources with patient experts from throughout the 18 ESRD Networks.

- [Is a Kidney Transplant Right for Me?](#) (booklet)
- [Get the Facts: Kidney Transplantation](#) (brochure)
- Partnering Along the Road to Transplant ([English/Spanish](#))– A handout detailing five key steps to effective communication between patients and healthcare professionals. (English/Spanish)
- [The Road to Transplant](#) (brochure) includes tips to consider if you are thinking about kidney transplant
- Transplant Celebration Announcements ([English](#) | [Spanish](#))
- [Turning Negatives into Positives “Why Transplant is a Good Idea for Me”](#) (handout)
- [Your Life, Your Choice- Stories from Kidney Transplant Patients and Donors](#) (booklet)



## Renal Community Resources

- [Donate Life](#) website provides information on organ donation.
- [My Transplant Coach](#) is an interactive, online, video-based decision aid for patients with kidney failure available through [Explore Transplant](#).
- [National Kidney Foundation](#) website has online articles and downloadable resources covering the transplant basics, considering and preparing for transplant, living kidney donation and life after transplant.
- [National Living Donor Assistance Center \(NLDAC\)](#) works to reduce the financial disincentives to living organ donation. The website includes several [patient resources](#) including: patient brochures and videos (online and on DVD) created by the American Society of Transplant Surgeons in English and Spanish. Videos include: “Living with Kidney Donation: What You Need to Know” and “Kidney Transplantation: A Guide for Patients and their Families”
- [Transplant Living \(website\)](#) is a service of the United Network for Organ Sharing which includes information to prepare for patients before and after transplant; including information on organ sharing, living donation and cost.



## Step 2: Act

Team up with your Peers in Action to complete a patient engagement activity.

- Work with your Peers in Action to discuss ideas on what resources and activities they would like to see at the clinic to educate patients on transplant.
- Create a bulletin board sharing:
  - the ten benefits of transplant; or
  - information debunking the myths about kidney transplant; or
  - living donation.
- Play the videos on the lobby and/or patient televisions
- Contact your local transplant center and see if they can come onsite or share resources or invite a patient who's had a transplant to visit and host a lobby day focusing on kidney transplant.
- If your clinic has a tablet, use it to have patients complete the "My Transplant Coach" decision-aide online.
- Share "Donate Life" information with patients and family members. [www.donatelife.net](http://www.donatelife.net)
- Start a support group for patients to provide patients with opportunities to share their stories, struggles and successes. If there is a [support group in the area](#), consider what can be done to encourage and help patients and family members to attend.

## Step 3: Share

Share what your clinic has done with the rest of the Network!

- Ask your Peers in Action for their feedback and encourage them to attend the next [Peers in Action Connection Call](#)
- Be sure to share your patient engagement activity with the Network. You can send your activities and photos to our Patient Services Department at [qsource-peers@qsource.org](mailto:qsource-peers@qsource.org).

For more information or to file a grievance, please contact:

ESRD Network 10  
911 E. 86th St., Ste. 30  
Indianapolis, IN 46240  
Toll-Free: 800-456-6919

ESRD Network 12  
2300 Main St., Ste. 900  
Kansas City, MO 64108  
Toll-Free: 800-444-9965



This material was prepared by Qsource, an End-Stage Renal Disease (ESRD) Network under contract with the Centers for Medicare & Medicaid Services (CMS), an agency of the U.S. Department of Health and Human Services (HHS). Views expressed in this material do not necessarily reflect the official views or policy of CMS or HHS, and any reference to a specific product or entity herein does not constitute endorsement of that product or entity by CMS or HHS. 24.ESRD.04.073