

Topic of the Month

Home Sweet Home




Step 1: Plan

Review the following Network and community resources to plan a patient engagement activity to provide an opportunity for patients to learn more about home hemodialysis and peritoneal dialysis as treatment options.


Network Resources

- The My Kidney Kit (MKK) is available in the dialysis center and online in English and Spanish at www.mykidneykit.org. Highlighted MKK pages for this month include:
 - [My Choices: Is Home Hemodialysis Best for Me?](#)
 - [My Choices: Peritoneal Dialysis \(PD\)](#)
 - [My Choices: Self-Cannulation](#)
 - [My Choices: Types of Hemodialysis](#)
 - [My Treatment: Am I Getting Enough Hemodialysis?](#)
 - [My Treatment: Am I Getting Enough Peritoneal Dialysis?](#)



Creative Activities and Engagement Tools:

- [Better Together: Home Hero](#). Shares information on identifying a “Home Hero”, someone who is living well with home dialysis and can share their story and be a peer mentor to others.
- [Home Baseball Playbook](#). This toolkit was developed to help dialysis clinics “gamify” the process of transitioning patients to home treatment. It is a fun way to track patients as they “run” the bases with the ultimate goal of reaching “home”.
- [Home Dialysis Bulletin Board Kit](#). Developed with input from our Patient Advisory Council, this kit provides the content you need for a bulletin board focused on the benefits of home dialysis.
- [Home Dialysis Lobby Day Ideas](#) and [Lobby Day Checklist](#). These tools have been developed to help clinic staff and NPRs to plan a lobby day or bulletin board with a focus on home dialysis.
- [My Home Sweet Home](#) (patient brochure). This patient brochure includes pictures from real patient’s real home dialysis set ups and supplies.
- [My Journey Home – Home Dialysis Passport](#). This tool was developed to keep all your home dialysis information in one place with space for keep your training notes, a glossary and websites to find out more about home dialysis.
- [Patient Engagement Showcase](#) includes images and information on patient engagement activities for home dialysis options from clinics in the region.






- **Patient Stories can provide ideas and hope.**
 - [Doing My Dialysis at Home: Jeffrey Cauley's Home Hemodialysis video](#) shares one patient's experience with doing home hemodialysis.
 - [Heartland Headlines patient newsletter](#) includes patient stories and tips to living well with kidney disease. Current and prior editions are available.
 - [Kidney Patient Views Podcast](#) offers real stories from real people living with kidney disease including a patient sharing her journey from peritoneal dialysis to transplant.
- [Explore Your Kidney Treatment Options](#) (patient brochure)
- [Home Dialysis – Myth Busters](#) (patient handout)
- [Home Dialysis Poster](#) provides a display of the steps to home dialysis to spark interest and get more information.

Kidney Community Resources



- **End Stage Renal Disease Network Coordinating Center Resources (www.esrdncc.org)**
 - [Change Package To Increase Home Dialysis Use Key Change Ideas for Dialysis Facilities to Drive Local Action.](#) The change package includes actionable change ideas and resources collected from top-performing dialysis facilities that have increased the use of home dialysis
 - Choosing Home Dialysis with your Care Team (handout) [English/Spanish](#)
 - Consider Your Dialysis Choices: Choosing the Right Option for You. (booklet) [English/Spanish](#)
 - [Home Dialysis – It Could be the Right Treatment for You](#) (video)
 - [Home Hemodialysis Podcasts](#): Kidney Timely Talks is a podcast series offering stories from a [patient](#); [caregiver](#) and [physician](#) perspective on home dialysis.
 - Know the Facts About Home Dialysis Choices (booklet) [English/Spanish](#)
 - [Let's Talk: Home Dialysis](#) – An interactive tool to help patients and caregivers start a conversation about home dialysis treatment options. ([Conversation cards](#) and [Discussion Notes](#))
 - My Home Dialysis Checklist ([English/Spanish](#)). This checklist will help you organize your space and get ready to transition your care to your home.
 - [Options for Dialyzing at Home](#) (handout)
 - Peritoneal Dialysis (handout) [English/Spanish](#)
 - [Universal Staff Education](#) The Universal Staff Education modules are designed to improve awareness and understanding around home dialysis options.
- **Baxter Empowers (www.pdempowers.com)** website offers information on starting and living well with peritoneal dialysis.
 - [CKD&Me](#) is an app developed to help you choose the treatment option that's right for you, download it from the App Store or Google Play.
- **[Home Dialyzors United](#)** is a 501(c)(3) non-profit patient organization, whose goal is to inspire, inform and advocate for home dialysis. They provide educational information and online support groups.
 - [Faces of Home Dialysis](#)- video
- [Home Hemodialysis Safety: A Patient Guide](#) (brochure) gives information to help keep patients safe at home.



- **Medical Educational Institute** (www.mei.org) has several resources developed to support home dialysis including:
 - Home Dialysis Central website www.homedialysis.org has information on the basics of home dialysis, patient stories, videos, message boards, news and research.
 - [Home Treatments Compared](#) (handout) shows the pluses and minuses for each treatment option.
 - [Kidney School](#) offers online modules in English and Spanish for patients and staff. Module 2 focuses on Treatment Options. PDF versions are available to download.
 - [Method to Assess Treatment Choices for Home Dialysis \(MATCH-D\)](#) was made to help kidney doctors and dialysis staff identify and assess patients for home dialysis therapies.
 - [My Life, My Dialysis Choice](#) (mydialysischoice.org) is an online tool that helps patients choose the right treatment for their values or preferences.

Step 2: Take Action

Team up with your staff and Network Patient Representative (NPR) to complete a patient engagement activity.

- Talk with your NPR to discuss ideas on what resources and activities they would like to see at the clinic to educate patients on home treatment options.
- Create a bulletin board to share some of the resources available to help patients learn more about home hemodialysis and peritoneal dialysis:
 - Use the Home Dialysis Bulletin Board Kit to highlight the 10 benefits of home treatment
 - Debunk the myths about home dialysis
 - Share pictures from home patients of their home set up
- Play the videos on the lobby and/or patient televisions sharing patient stories about home.
- Review the MATCH-D with your team to identify patients who may benefit from more information about home.
- Encourage self-cannulation with in-center patients, it can give them more control over their care and prepare them for home hemodialysis.

Step 3: Share

Share what your clinic has done with the rest of the Network!

- Encourage your NPR to attend the next NPR Connection Session to share with others!
- Take a photo of your activity and your clinic's patient engagement activities at [Patient Engagement Activity Report](#). Highlights will be shared through the projects and e-newsletter.

For more information or to file a grievance, please contact

Qsource ESRD Network 10 (IL)
911 E. 86th St., Suite 202 | Indianapolis, In 46240
Toll-Free Patient Line: (800) 456-6919
ESRDNetwork12@qsource.org

Qsource ESRD Network 12 (IA, KS, MO, NE)
920 Main, Suite 801 | Kansas City, MO 64105
Toll-Free Patient Line: (800) 444-9965
ESRDNetwork12@qsource.org



ESRDNetwork10.org | ESRDNetwork12.org